

WONDERWALLSTUDIOS

We are Wonderwall Studios. This is our story.



UPCYCLE
HONESTY
CRAFTMANSHIP

Wonderwall Studios is a creative studio that designs and produces wooden panelling for walls and surfaces.
We use exclusively salvaged wood and employ local professional craftsmen.

You could say we craft locally and rock globally.



FUTURE
EXPLORE
DEVOTED



OUR PHILOSOPHY

At Wonderwall Studios we believe strongly in taking proper care of the communities we work in and the people we work with. The local craftsmen we work with are professional carpenters and tradesmen. We pay an honest wage for an honest days work. And we treat everyone as we would our own family and friends.

The woods we use are therefore exclusively salvaged from abandoned houses, derelict sheds, rail road-sleepers, naturally fallen trees and old floors. Anything goes really, as long as it's reclaimed.

We are all about joyous materials and sustainability through reclamation.





OUR PRODUCTION AND DESIGN PROCESS

We keep everything we do in-house: From the reclamation of the wood to the design, marketing and selling of the collection. Of course we do everything we do with great care. But it's our design process that we are particularly fond and proud of. During our searches for suitable wood, we always keep our eyes open for any new trends and styles.

Fully inspired we head back home or to the workshop and let the creative juices flow. We sketch, doodle, draw and throw stuff at the wall and we discuss our design ideas with the woodworkers. They'll tell us which wood type will work best for each design. Everyone's involved, so the end result is always a true team effort.

We run a tight ship. This is how we sustain our high standards. We visit our workplaces regularly and know all the local carpenters working for us personally. Thanks to this set-up we can guarantee our customers a good quality product made by skilled craftsmen who enjoy their work. Every tile is hand-made which means at some point it will be held by one or more of our craftsmen.

There's a lot of sweat and love in our panels.



HOW IT ALL STARTED

Wonderwall Studios wasn't founded, it happened. We were doing something else when we just got the idea to start making wood panelling from recycled wood. At first it was very basic: We'd come across abandoned houses on our travels in South-East Asia, take out the girders, work on them a bit and then envision this wonderful bit of wood on someone's wall.

That was a couple of years ago. We're fully organised now and have a great group of local craftsmen working in our team to create our collections of wall panels. The thing that hasn't changed is that we still scour the land for anything that we can upcycle. We prefer upcycle to recycle because what we do actually enhances the wood we find.

We don't just give it a second life, we give it a better one.







MERCURY • HOSPITALITY • UK





OUR COLLECTION

Our collection has something for everyone. You can find our panelling adorning walls, ceilings, bars, reception desks and even floors in both commercial and residential spaces. We think it's great that loads of people have discovered the versatility of our panels to enrich their interiors.

Our collections are as diverse as the interiors they enliven.

CLUE

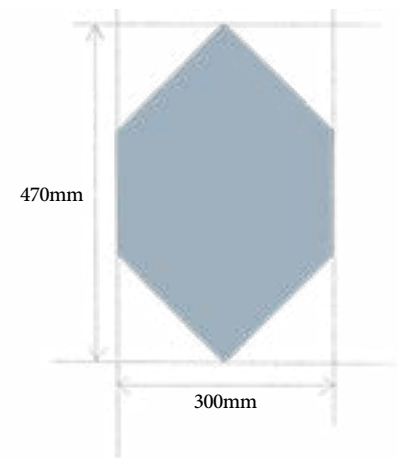
Elegant and luxuriant are the two words that best describe this latest addition to our burgeoning collection. Clue is made from century-old bog oak but sanded and polished so smooth it will have all the Mad Men tip their trilbies. Its lines and shapes are sharp and sleek like one of Don Draper's suits.

Manhattans anyone?



BOG OAK
ELEGANT
LUXURY





WOOD
SOURCE
TONES
FINISHING

reclaimed bog oak
logs from rivers & wetlands
black, grey, brown
smooth sanding, matt coating

TILE DIMENSIONS
TILE THICKNESS
TILE CONSTRUCTION

470*300mm
12-21mm
glued on 15mm plywood backer

PACKING

per order quantity

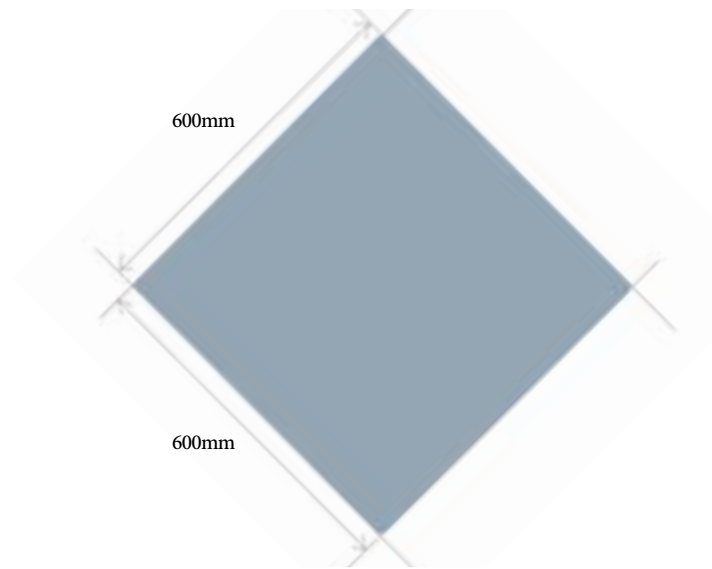
LEAF

Leaf is hand-made from repurposed Ukrainian walnut and harvested by an indigenous Ukrainian mountain tribe. The placement of a thin bog oak lining as a border of the walnut panel is a true sign of the highest craftsmanship. Leaf offers sophistication and sensibility. It'll keep a low profile in any space; yet offer just the right amount of luxury and comfort. If the somewhat moody Clue has you thinking of Don, Leaf will have you dreaming about Betty.



WALNUT
BLACK VEINS
SOPHISTICATION





WOOD	reclaimed ukrainian walnut, bog oak
SOURCE	mixed salvage, logs from rivers & wetlands
TONES	natural brown , black veins
FINISHING	smooth sanding, matt coating
TILE DIMENSIONS	600*600mm
TILE THICKNESS	13-17mm
TILE CONSTRUCTION	glued on 5mm plywood backer
PACKING	per order quantity

SAGE


This wise man from the wetlands has a strong personality and demands the right space. Thanks to the fact that it's been lying in peat-bog for a couple of centuries Sage is richly textured and beautifully coloured with dark shades of brown and intense black. Each piece is whittled and chiselled by our craftsmen and variations are a mark of the hand.

The panels are long and slender.



BOG OAK
DARK SHADES
WHITTLED





WOOD	reclaimed bog oak
SOURCE	logs from rivers & wetlands
TONES	black, grey, brown
FINISHING	erosion, whittled
TILE DIMENSIONS	795*105mm
TILE THICKNESS	25-35mm
TILE CONSTRUCTION	glued on 8mm plywood backer tongue and groove
TILES PER BOX	12 pcs
SURFACE PER BOX	1 sqm
WEIGHT PER BOX	22 kg
DIMENSIONS BOX	810*230*220mm

WOLF

Made from reclaimed root Rosewood. Wolf has aged well and elegantly and has gained some spectacular hues. Beautifully marked, coloured dark, ruby-red and geometrically sawn so Wolf cuts a handsome figure.


It's as if it could come to life at any time.

We've heard stories...



ROSEWOOD
RUBY RED HUES
GEOMETRICAL






WOOD	reclaimed rosewood
SOURCE	root wood
TONES	purple, pink, orange
FINISHING	smooth sanding
TILE DIMENSIONS	600*200mm
TILE THICKNESS	20-30mm
TILE CONSTRUCTION	glued on 15mm MDF backer
TILES PER BOX	8 pcs
SURFACE PER BOX	0.96 sqm
WEIGHT PER BOX	18 kg
DIMENSIONS BOX	600*400*135mm


JAZZ

Beat, jazz, boogiewoogie. Jazz radiates rhythm. Consisting of various diamond shapes, it dances before your eyes. Lines, points, triangles. Rhythm. Think Miles Davis in New York City in the forties, playing bebop with Charlie Parker and Max Roach in some Harlem nightclub. It's new, fresh and exciting.



RHYTHM
DIAMOND SHAPES
JAZZ





**WOOD
SOURCE
TONES
FINISHING**

reclaimed teak wood
root wood
brown , red brown
smooth sanding

**TILE DIMENSIONS
TILE THICKNESS
TILE CONSTRUCTION**

690*300mm
25-55mm
glued on 15mm MDF backer

**TILES PER BOX
SURFACE PER BOX
WEIGHT PER BOX
DIMENSIONS BOX**

20 pcs
4,1 sqm
111 kg
970*550*645mm


NOTES

Notes is made from American walnut coming from rejected sapwood and surplus stock. The masonry layout gives the whole a pleasant, visual rhythm. So sit back and enjoy the melodies and harmonies. The purple hues and solid thick wood tiles, give Notes certain self-confidence. Give it space, let it play.



WALNUT
RHYTHM
PURPLE HUES





WOOD	reclaimed american walnut
SOURCE	mixed salvage
TONES	purple, brown
FINISHING	smooth sanding
TILE DIMENSIONS	900*105mm
TILE THICKNESS	22-62mm
TILE CONSTRUCTION	glued on 11mm plywood backer
TILES PER BOX	4 pcs
SURFACE PER BOX	0.378 sqm
WEIGHT PER BOX	9 kg


WAVES

Made from the creamy-coloured core of the trunk and branches of olive trees. Geometric design yet still playful enough not to be too stern. It has a sophisticated colour palette of pink hues and beautiful liquid grains. Waves is a 'lady of a certain age' with old-world aristocratic class who has had a little too much to drink.



OLIVE WOOD
LIQUID GRAIN
PINK HUES





WOOD	pruned olive wood
SOURCE	olive wood
TONES	brown, light brown
FINISHING	smooth sanding
TILE DIMENSIONS	600*200mm
TILE THICKNESS	17-24mm
TILE CONSTRUCTION	glued on 9mm plywood backer
TILES PER BOX	8 pcs
SURFACE PER BOX	0.96 sqm
WEIGHT PER BOX	19 kg
DIMENSIONS BOX	600*400*135mm


WILLOW

For every ebony an ivory. Yin yang. Equilibrium. Willow is Wolf's light-coloured sibling. But where Wolf is dark en dramatic, the natural colouring of this teak wood give Willow a more serene and tranquil quality. The wood is from the roots of felled plantation trees so has seen little daylight. Nicely, geometrically sawn.



EQUILIBRIUM
LIGHT COLOURED
SERENE





WOOD	reclaimed teak wood
SOURCE	root wood
TONES	brown
FINISHING	smooth sanding
TILE DIMENSIONS	600*200mm
TILE THICKNESS	20-30mm
TILE CONSTRUCTION	glued on 15mm MDF backer
TILES PER BOX	8 pcs
SURFACE PER BOX	0.96 sqm
WEIGHT PER BOX	17 kg
DIMENSIONS BOX	600*400*135mm


PHOENIX

Geometric and organic patterns collide in this most avant-garde of panels. Conceived of furniture-grade hardwoods and embellished with traditional carvings. This is reclaimed teak of the highest grade available.



GEOMETRIC
CARVINGS
AVANT-GARDE





WOOD	reclaimed teak wood
SOURCE	obsolete buildings
TONES	brown
FINISHING	smooth sanding
TILE DIMENSIONS	600*600mm
TILE THICKNESS	15-40mm
TILE CONSTRUCTION	laminated without backer
TILES PER BOX	1 pcs
SURFACE PER BOX	0.36 sqm
WEIGHT PER BOX	7 kg
DIMENSIONS BOX	620*620*60mm


JUNGLE

Jungle is made from the roots of trees plantages. This stuff hasn't seen much daylight for obvious reasons. With its exceptional liquid grain texture it captures ones imagination within a sharp pixelated framework.



ROOTS
LIQUID GRAIN
FRAMEWORK





WOOD	reclaimed teak wood
SOURCE	root wood
TONES	brown
FINISHING	smooth sanding
TILE DIMENSIONS	600*600mm
TILE THICKNESS	25-55mm
TILE CONSTRUCTION	glued on 15mm MDF backer
TILES PER BOX	1 pcs
SURFACE PER BOX	0,36 sqm
WEIGHT PER BOX	10 kg
DIMENSIONS BOX	620*620*60mm


JAGGER

These are vintage rail sleepers hewn by innumerable thundering locomotives. Jagger is a panel of intense warmth, richness and substance. It is dark and heavy, literally – Jagger doesn't float. The percussive heritage of the panel continues to beat out its vibrant, timeless rhythm.



DARK
HEAVY
VIBRANT





WOOD	reclaimed hardwoods
SOURCE	railway sleepers
TONES	red brown, dark brown
FINISHING	heavy erosion, parquet oil finish
TILE DIMENSIONS	675*150mm (75*75mm interlock)
TILE THICKNESS	10-40mm
TILE CONSTRUCTION	laminated without backer
TILES PER BOX	11 pcs
SURFACE PER BOX	1 sqm
WEIGHT PER BOX	22 kg
DIMENSIONS BOX	695*390*170mm

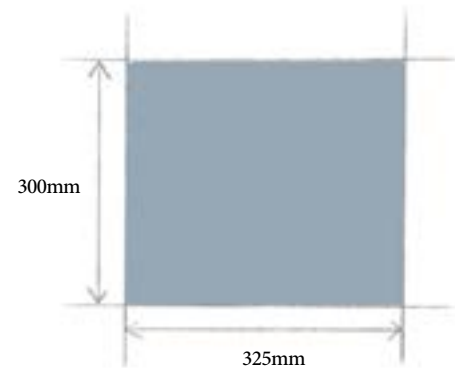
COAST

Blessed with beautiful watermarks, Coast is truly a sight for sore eyes. Made of mixed salvage, from the roots of trees plantages. Mother Nature has left her marks making each square unique. You'll never tire of looking. The practical value also scores major points: By giving Coast a flat surface, we've pretty much made its applications limitless.



FLAT
END GRAIN
MONDRIAAN





WOOD	reclaimed teak wood
SOURCE	root wood
TONES	brown
FINISHING	smooth sanding
TILE DIMENSIONS	300*325mm
TILE THICKNESS	25mm
TILE CONSTRUCTION	glued on 15mm MDF backer
TILES PER BOX	10 pcs
SURFACE PER BOX	0,975 sqm
WEIGHT PER BOX	20 kg
DIMENSIONS BOX	290*340*320mm


BLUNT

A true modern classic, that's Blunt. The tough-looking, broad slats give Blunt a stocky appearance. The multitude of colours makes it pertly. Sanded nice and smooth too, but no smooth operator. A cold hands, warm heart type of guy. Made from oriental woods reclaimed from old homes.



SANDED
MODERN CLASSIC
COLOURFUL





WOOD	reclaimed oriental woods
SOURCE	obsolete buildings
TONES	light brown, brown, red brown, dark brown
FINISHING	smooth sanding
TILE DIMENSIONS	675*150mm (75*75mm interlock)
TILE THICKNESS	10-40mm
TILE CONSTRUCTION	laminated without backer
TILES PER BOX	11 pcs
SURFACE PER BOX	1 sqm
WEIGHT PER BOX	15 kg
DIMENSIONS BOX	695*390*170mm


WHEELS

This is one of our signature panels. It's hardwood reclaimed from redundant traditional building sources. The weather really went to work on this one, making it a diamond in the rough. Some great craftsmanship complements the natural erosion giving Wheels its unique feel of youthful antiquity.



EROSION
YOUTHFUL
ANTIQUITY





WOOD	reclaimed oriental woods
SOURCE	obsolete buildings
TONES	light brown, brown, red brown, dark brown
FINISHING	heavy erosion
TILE DIMENSIONS	675*150mm (75*75mm interlock)
TILE THICKNESS	10-40mm
TILE CONSTRUCTION	laminated without backer
TILES PER BOX	11 pcs
SURFACE PER BOX	1 sqm
WEIGHT PER BOX	14 kg
DIMENSIONS BOX	695*390*170mm


PARKER

Nice and tactile this one. Parker shares the same basic DNA as Wheels but has a more feminine feel. Parker has the same wonderfully weathered look Wheels has but the individual pieces within the tile are slightly slimmer and longer, making Parker a tad more elegant.



TACTILE
FEMININE
ELEGANCE





WOOD	reclaimed oriental woods
SOURCE	obsolete buildings
TONES	light brown, brown, red brown, dark brown
FINISHING	erosion
TILE DIMENSIONS	675*150mm (75*75mm interlock)
TILE THICKNESS	10-40mm
TILE CONSTRUCTION	laminated without backer
TILES PER BOX	11 pcs
SURFACE PER BOX	1 sqm
WEIGHT PER BOX	15 kg
DIMENSIONS BOX	695*390*170mm

DAYS

Days takes on an unmistakably sculptural form.


Here the wood is both medium and subject.

Fragmented, re-interpreted and then finally re-assembled by our artisans. Very suitable for those smaller spaces that yearn for some love.



SUBJECT
SCULPTURAL
FRAGMENTED





WOOD	reclaimed oriental woods
SOURCE	obsolete buildings
TONES	light brown, brown, red brown, dark brown
FINISHING	erosion
TILE DIMENSIONS	675*150mm (75*75mm interlock)
TILE THICKNESS	10-40mm
TILE CONSTRUCTION	laminated without backer
TILES PER BOX	11 pcs
SURFACE PER BOX	1 sqm
WEIGHT PER BOX	15 kg
DIMENSIONS BOX	695*430*170mm


GALLON

For those that think big and love bold, we say:
Go for Gallon. Scaled-up for impact, Gallon is a true
heavyweight force of nature in Wonderwalls signature
tropical hardwoods. Perfect for larger spaces.



BOLD
BIG
IMPACT






WOOD	reclaimed oriental woods
SOURCE	production surplus & obsolete buildings
TONES	brown, red brown, dark brown
FINISHING	light sanding
TILE DIMENSIONS	1180*85mm
TILE THICKNESS	20-60mm
TILE CONSTRUCTION	laminated without backer
TILES PER BOX	10 pcs
SURFACE PER BOX	1 sqm
WEIGHT PER BOX	23 kg
DIMENSIONS BOX	1200*235*180mm


TRAIN

The rugged outdoor cousin to Springs. Train drops a few of the formalities in favour of raw texture. Here the intense natural weathering and erosion of the wood provide a strikingly effective counterpoint to its design-led framework.



TEXTURE
DESIGN-LED
FRAMEWORK





WOOD	reclaimed oriental woods
SOURCE	obsolete buildings
TONES	light brown, brown, red brown, dark brown
FINISHING	erosion
TILE DIMENSIONS	675*150mm (75*75mm interlock)
TILE THICKNESS	10-40mm
TILE CONSTRUCTION	laminated without backer
TILES PER BOX	11 pcs
SURFACE PER BOX	1 sqm
WEIGHT PER BOX	11 kg
DIMENSIONS BOX	695*390*170mm


MERCURY

Mercury panels represent a selective blend of new hardwoods. Crafted principally of surplus teak, predominantly sapwood, sourced from regional industries. The result is a modern texture, with a clean palette. The lightest coloured panel in our collection.



CLEAN
MODERN
TEXTURE





**WOOD
SOURCE
TONES
FINISHING**

reclaimed oriental woods
production surplus
light brown, brown
light sanding

**TILE DIMENSIONS
TILE THICKNESS
TILE CONSTRUCTION**

675*150mm (75*75mm interlock)
10-30mm
laminated without backer

**TILES PER BOX
SURFACE PER BOX
WEIGHT PER BOX
DIMENSIONS BOX**

11 pcs
1 sqm
16 kg
695*390*170mm

BRIDGES

Bridges is different to all others as it is made from smooth slats. So it stands out as the only level-surface panel within our collection. Bridges effortlessly combines character and versatility. These panels offer tremendous varied depths of tone and are available in a range of dimensions.




SMOOTH
VERSATILITY
RANGE





50, 60, 80,
90 or 100mm



WOOD	reclaimed oriental woods
SOURCE	obsolete buildings
TONES	light brown, brown, red brown, dark brown
FINISHING	light sanding
TILE DIMENSIONS	length 400, 500, 800 and 1000mm width 50, 60, 80, 90 and 100mm
TILE THICKNESS	6-8mm
TILE CONSTRUCTION	single elements
TILES PER BOX	dependent on choosen dimension
SURFACE PER BOX	1 sqm
WEIGHT PER BOX	5 kg
DIMENSIONS BOX	810*190*80mm (all 400 & 800mm lengths) 1010*190*90mm (all 500 & 1000mm lengths)

BARROW

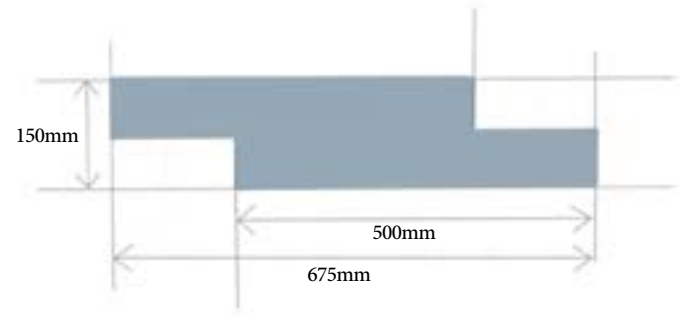
Barrow is made from reclaimed hardwoods from Kalimantan. It's our first line suitable for outdoor spaces. Yep, Barrow can take a hit or two from Mother Earth. Those who do use it for the outdoors will be awarded a beautiful silver-gray colour.

In a word: weathered.



OUTDOOR
KALIMANTAN RECLAIMED
WEATHERED





WOOD
SOURCE
TONES
FINISHING

reclaimed kalimantan hardwoods
obsolete buildings
red brown, dark brown
light sanding

TILE DIMENSIONS
TILE THICKNESS
TILE CONSTRUCTION

675*150mm (175*75 interlock)
10-40mm
laminated without backer

TILES PER BOX
SURFACE PER BOX
WEIGHT PER BOX
DIMENSIONS BOX

11 pcs
0,82 sqm
21 kg
695*430*175mm


LUDLOW


Ludlow is our other outdoor version. Similar to Parker in design, the big difference is that it is made solely from the finest Kalimantan reclaimed hardwoods.

As such Ludlow can take a hit or two from Mother Earth as well.



OUTDOOR
KALIMANTAN RECLAIMED
WEATHERED





WOOD	reclaimed kalimantan hardwoods
SOURCE	obsolete buildings
TONES	red brown, dark brown
FINISHING	light sanding
TILE DIMENSIONS	675*150mm (75*75mm interlock)
TILE THICKNESS	10-40mm
TILE CONSTRUCTION	laminated without backer
TILES PER BOX	11 pcs
SURFACE PER BOX	1 sqm
WEIGHT PER BOX	21 kg
DIMENSIONS BOX	695*390*175mm






MERCURY • HOSPITALITY • FRANCE



DAYS • RESIDENTIAL • NETHERLANDS





GALLON • HOSPITALITY • PARKER





JUNGLE • HOSPITALITY • NETHERLANDS





JAGGER • RETAIL • UK





MERCURY • RESIDENTIAL • NETHERLANDS





WHEELS • HOSPITALITY • NETHERLANDS



JUNGLE • HOSPITALITY • FRANCE







DAYS • RESIDENTIAL • NETHERLANDS







TRAIN • HOSPITALITY • USA





JUNGLE • RESIDENTIAL • SWISS



#GOINGTHEEXTRAMILE



WONDERWALL STUDIOS

crafted locally, rocked globally

WONDERWALLSTUDIOS.COM

Wonderwall Studios ®
© 2017 Wonderwall Studios

